

De-Hacking Drupal

Introduction

- Using Drupal since 6 came out
- Binary Feline
- Do a lot of overflow work from other shops
- Have gotten some “fun” projects to de-hack sites by others

Topics

- Useful tools
- Code and Database
- Inter-vendor Strain
- Personal Ego

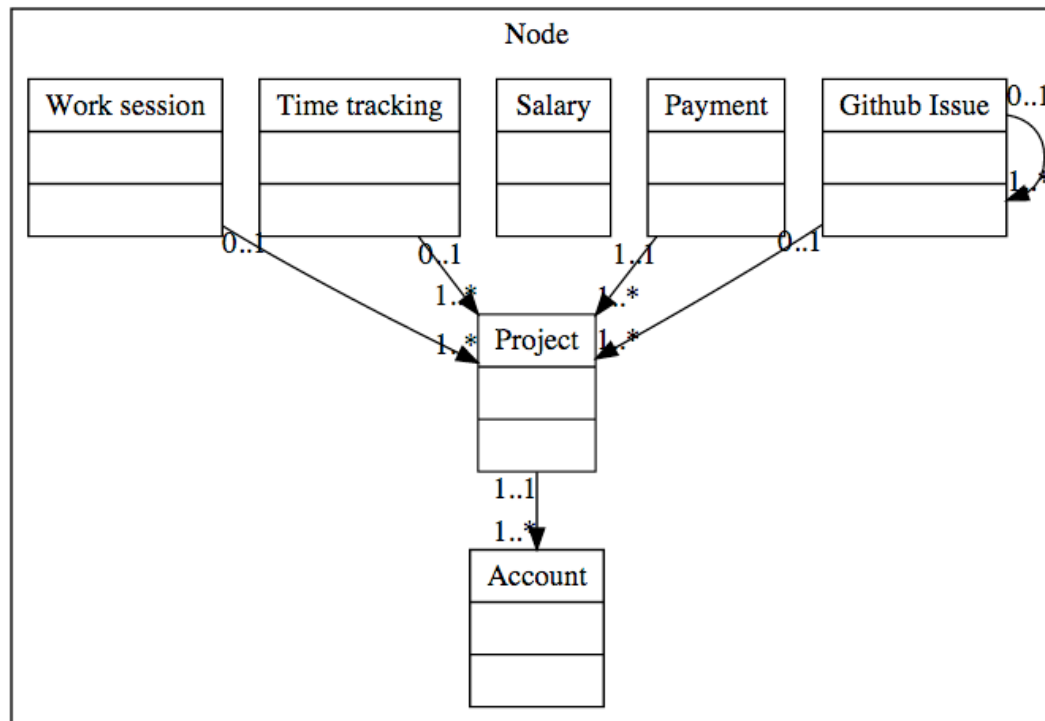
Useful Modules

Hacked

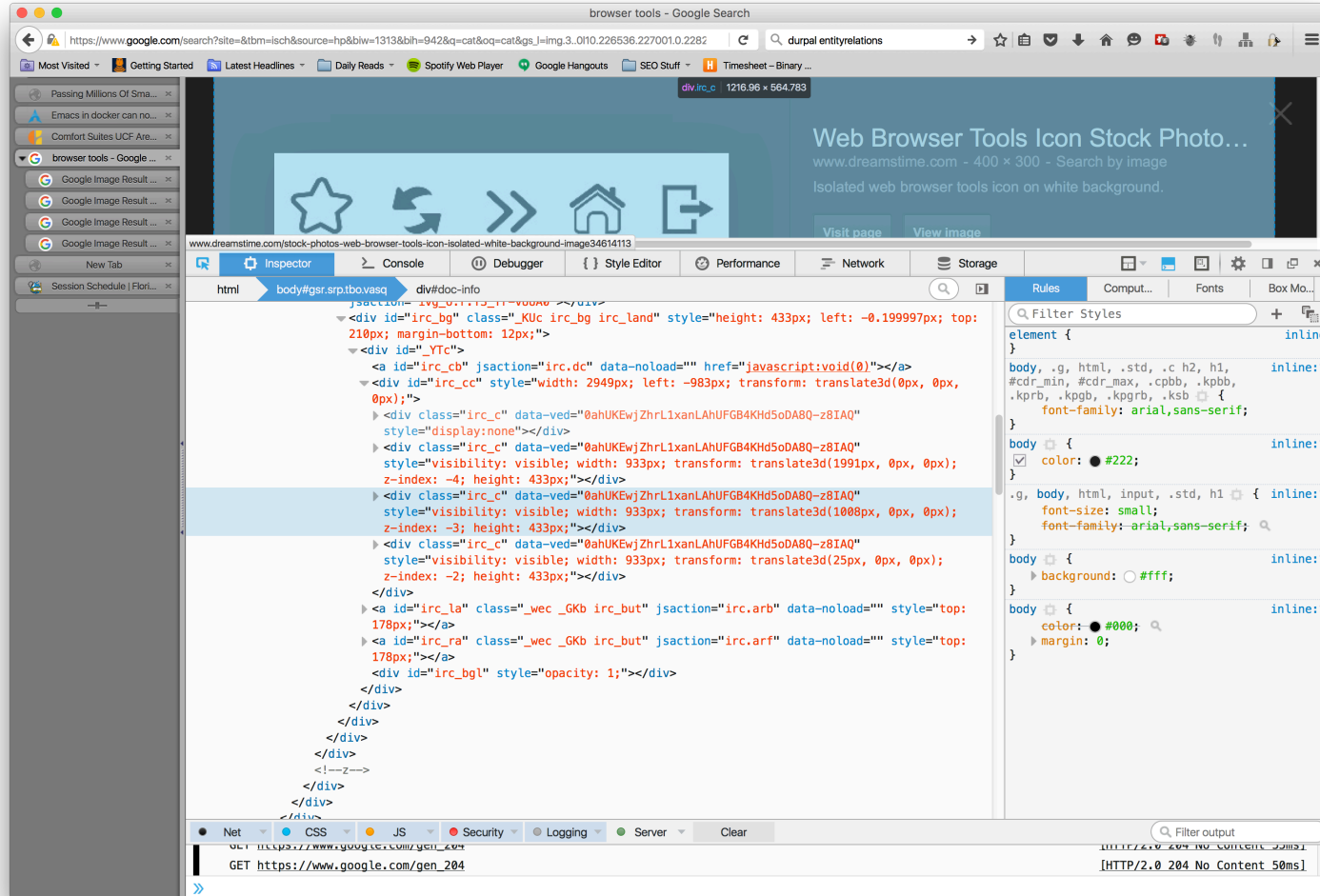
- <http://drupal.org/project/hacked>
- Scans all the modules and themes installed on your site, and determines if they have changed

Entity Relationships

- <https://github.com/Gizra/entityrelationships>



Browser Development Tools




Command Line

- `diff -qr <directory-one> <directory-two>`
- `grep, -i, -v`
- `kdiff3`

Code and Databases

Access and Control



Access and Control

- Do you really have the latest?
- Can you verify it yourself with hosting access?
- Who is giving it to you – someone whom you are replacing, or whose work you are re-doing?

This Happened on Wednesday



This Happened on Wednesday

- I was de-hacking a site, and the client asked the previous vendor to put up a new theme
- They did, and something just was not working on my port of their new theme
- It turns out, with a timestamp of 12:17 AM that same day, they had changed a template in Drupal Commerce – not in the theme!
- Then they sent an email about how my work was incorrect

Also This

- Also, we had a page that for some reason was showing incorrect data in a view
- The HTML lined up for the broken field
- The CSS lined up
- The page was created from a view, and in the HTML you can see which view creates a field
- Going through that view field by field and comparing it to my copy of the original I found two places in earlier fields where the Rewrite Results had been changed to change how the view appeared on the page

The Lesson?

- You need to have access to the site you are being compared to
- Timestamps on files will let you know if code has been changed (even if “they aren’t working on it”)
- Admin access to the site you are being compared to is also necessary as Drupal 7 and below has configuration you need to verify in the database

Useful Hooks

- `hook_form_alter`, `hook_form_FORM_ID_alter`
 - Alter form render arrays
- `hook_preprocess`
 - Pre-processes themes for templates
- `<mytheme>_theme_<whatever>`
 - Override module themeing in your site.
Sometimes it's just the best way to get the effect when under time constraints

Inter-Vendor Strain

What Is Your Relationship

- The original developer may be gone
- In my most recent case they were still there
- The client had them verify my progress daily

Attitude



Attitude

- Maybe they are jerking you around.
- But they are likely hurt – you are coming in to fix their bad job
- Even if they are not hurt, you must be professional
- All conversation and email – with anyone – should just state facts without casting aspersions on anyone
- This is REALLY important

Ego



Ego

- In the worst case the previous vendor will succeed – for a time – in making you seem incompetent
- You can never let your ego take over
- State the facts and do the work
- There is a reason the client has brought you in to replace him
- In conversations with the client, never say the other guy is bad, just that Drupal is complex and his evident expertise lies elsewhere

Questions